










## STATISTICS CATEGORIES

Research: HOTEL SURVEY

Number of questionnaires: 323

Last calculation: 15/3/2015

|   |  |   |   |
|---|--|---|---|
| Overview<br> 5,9 | Reservation<br> 8,6 | Room<br> 7,0     | Restaurants<br> 4,9  |
| Bars<br> 2,9     | Staff<br> 7,1       | Problems<br> 6,8 | Satisfaction<br> 7,3 |
| Other<br> 7,0  |  |   |   |